

**CTL2.5U**



**2.5 sq.mm Three Level Feed through Terminal Blocks**

CTL2.5U Terminal Blocks are an ideal choice for control systems where sensor and actuator applications are involved. The simplified three level connections tremendously increase wiring density in the circuit. The top level of CTL2.5U terminal block provides connection points for signal wires while the middle and bottom level are used for positive and negative potentials. Marking tags in blue and red colour besides the conventional white colour are suggested for effective identification.

**TECHNICAL DATA**

Rated Voltage	500 V
Rated Current	24 A
Tightening Torque	0.4 Nm
Housing Material	Polyamide
Comparative Tracking Index	1
Standard Colour	Grey
Type of Connection	Screw Clamp
Product Function	Triple Level
Wire Entry Orientation	Side Entry
Mounting Possibility	DIN 32/DIN 35/DIN 35-15 Rail
Screw Size	M2.5
Operated by	Screwdriver
Rated Surge Voltage	4 V
Pollution Degree	3

**CONNECTION DATA**

Conductor Cross Section Stranded min.	0.2 mm <sup>2</sup>
Conductor Cross Section Stranded max.	2.5 mm <sup>2</sup>
Conductor Cross Section AWG/Kcmil min	22 AWG
Conductor Cross Section AWG/Kcmil max	12 AWG
Conductor Cross Section Stranded with Ferrule/Lug min	0.2 mm <sup>2</sup>
Conductor Cross Section Stranded with Ferrule/Lug max	2.5 mm <sup>2</sup>
2 Conductors with same Cross Section Stranded min	0.2 mm <sup>2</sup>
2 Conductor with same Cross Section Stranded max	1.5 mm <sup>2</sup>
Conductor Cross Section Solid min	0.2 mm <sup>2</sup>
Conductor Cross Section Solid max	4 mm <sup>2</sup>
2 Conductors with same Cross Section Stranded with TWIN Ferrule/Lug min	0.2 mm <sup>2</sup>
2 Conductor with same Cross Section Stranded with TWIN Ferrule/Lug max	1.5 mm <sup>2</sup>
Stripping Length	9 mm
Internal Cylindrical Gauge	A3

**DIMENSIONS**

Height with DIN 32 rail	73.8 mm
Height with DIN 35 x 15 mm rail	75.6 mm
Height with DIN 35 x 7.5 mm rail	68 mm
Length	84 mm
Width (Thickness)	6 mm

**APPROVALS**



**ORDERING INFORMATION**

CAT. NO.	DESCRIPTION	STD. PACK
CTL2.5U	2.5 sq.mm Triple Level Terminal Block in Grey colour	50
CTL2.5UBU	2.5 sq.mm Triple Level Terminal Block in Grey colour	50




**ACCESSORIES**

IMAGES	CAT. NO.	DESCRIPTION	STD. PACK
	CA501-1M	Din 32 Rail unslotted 1 meter	50
	CA501-1M-S	Din 32 Rail slotted 1 meter	50
	CA501-2M	Din 32 Rail unslotted 2 meter	50
	CA501-2M-S	Din 32 Rail slotted 2 meter	50

**ACCESSORIES....**

IMAGES	CAT. NO.	DESCRIPTION	STD. PACK
	CA701-15-1M	Din 35 Rail 15 deep unslotted 1 meter	50
	CA701-15-1M-S	Din 35 Rail 15 deep slotted 1 meter	50
	CA701-15-2M	Din 35 Rail 15 deep unslotted 2 meter	50
	CA701-15-2M-S	Din 35 Rail 15 deep slotted 2 meter	50
	CA202	End Clamp in Polyamide suitable for Din 35 / Din 35-15 Rails	50
	CA702	End Clamp in Polyamide 66 suitable for Din 32 / Din 35 / Din 35-15 Rails	50
	CA802	End Clamp in Polyamide suitable for Din 35 / Din 35-15 Rails	50
	EPCTL2.5U	End Plate in Grey colour suitable for CTL2.5U / CTL2.5U(I.S) / CTL2.5UL Terminal Block	50
	CA722/2	Pre Assembled Shorting Link assemblies with 2 poles	100
	CA722/3	Pre Assembled Shorting Links assemblies with 3 poles	100
	CA722/4	Pre Assembled Shorting Links assemblies with 4 poles	100
	CA722/10	Pre Assembled Shorting Links assemblies with 10 poles	10
	CA722/100	Pre Assembled Shorting Links assemblies with 100 poles	10
	CA715/2	External Comb Type Shorting Link available in 2 Pole	100
	CA715/3	External Comb Type Shorting Link available in 3 Pole	100
	CA715/4	External Comb Type Shorting Link available in 4 Pole	100
	CA715/10	External Comb Type Shorting Link available in 10 Pole	20
	CA703/1	Permanent Shorting Link for 2 way shorting	100
	CA704/1	Permanent Shorting Link for 3 way shorting	100
	CA705/1	Permanent Shorting Link for 4 way shorting	100
	CA732/10	Permanent Shorting Link for 10 way shorting	100
	CA732/10-A	Permanent Shorting Link (Breakable) for 10 way shorting	100
	CA732/100	Permanent Shorting Link for 100 way shorting	100
	CA707/S/Q/01	Shorting Sleeve and Screw	100

ACCESSORIES.....

IMAGES	CAT. NO.	DESCRIPTION	STD. PACK
	CA509/K2	Marking Tag Blank suitable for CDL4U / CDL4U(L.S) / CTL2.5U / CTL2.5UH / CTL2.5UL / CTL2.5HUL / CTL2.5U(L.S) / CTL2.5U(L.S)D2 / CGMT4 / CSFL4U / CSFL4U(L) / CMT4 / CMB4 / ASF4 / ASF4(L) / CTS2.5(	100
	CA707/TS/01	Test Socket Suitable for CTS2.5UN / CTS2.5UE / CTS4UN / CTC4U / CMB4 / CTLG2.5 / CTL2.5U / CTL2.5UH / ODL4U / ODL4UA / CDLG2.5 / CMC1-2 / CMC2-2 Terminal Blocks.	100
	SCS0.5/3	Electricians Screwdriver for slotted screws	10

RATINGS AS PER STANDARDS

STANDARDS	UL 1059	CSA C.22.2 No:158	DIN EN60947-7-1
Approvals	UL	CSA	VDE
Conductor Cross Section Stranded min.	22 AWG	22 AWG	0.5 mm <sup>2</sup>
Conductor Cross Section Stranded max.	12 AWG	12 AWG	2.5 mm <sup>2</sup>
Rated Voltage	300 V	300 V	400 V
Rated Current	25 A	25 A	24 A
Tightening Torque	4.5 lb-in	4.5 lb-in	0.4 Nm
STANDARDS	IEC/EN60947-7-1	EN60079-7	EN60079-7
Approvals	CE	ATEX	ATEX-IECex
Conductor Cross Section Stranded min.	0.2 mm <sup>2</sup>	0.5 mm <sup>2</sup>	0.5 mm <sup>2</sup>
Conductor Cross Section Stranded max.	2.5 mm <sup>2</sup>	2.5 mm <sup>2</sup>	2.5 mm <sup>2</sup>
Rated Voltage	500 V	380 V	380 V
Rated Current	24 A	21 A	21 A
Tightening Torque	0.4 Nm	0.4 Nm	0.4 Nm
Operating Temperature Range		-40 to +85 °C	