

9HX Fluoropolymer Heater

Excellent chemical resistance to aggressive acids.



FEATURES

Inert to most aqueous acid, alkaline, anodizing, & pickling solutions up to 100°C (212°F).

Rugged, heavy wall PTFE covered stainless steel element reduces permeation. Guaranteed 100% pinhole free.





Space saving & long service life with low Watt density design of 10 W/in² (1.5 W/cm²)

Vapor-resistant, flame retardant polypropylene terminal enclosure with 3 ft (.9m) flexible PVC liquid tight conduit.

Lower watt densities for highly viscous solutions & technical acids.

9HX SERIES, NINE ELEMENT FLUOROPOLYMER (PTFE) HEATERS					
WATTS	VOLTS	HOT ZONE in/(mm)	OVERALL LENGTH in/(mm)	MODEL NUMBER	SHIP WGT. lbs/(kg)
3000	240	9	17	9HX3217-**	28
	480	(229)	(432)	9HX3417-**	(12.7)
4500	240	15	23	9HX4.5223-**	33
	480	(381)	(584)	9HX4.5423-**	(15)
6000	240	21	29	9HX6229-**	36
	480	(553)	(737)	9HX6429-**	(16.3)
9000	240	28	35	9HX9235-**	40
	480	(711)	(889)	9HX9435-**	(18.1)
12000	240	38	47	9HX12247-**	49
	480	(965)	(1194)	9HX12447-**	(22.2)
15000	240	47	59	9HX15259-**	60
	480	(1194)	(1499)	9HX15459-**	(27.2)
18000	240	55	68	9HX18268-**	67
	480	(1397)	(1727)	9HX18468-**	(30.4)

Three-phase standard. Single phase available. Add "-1" before thermal protector designator.

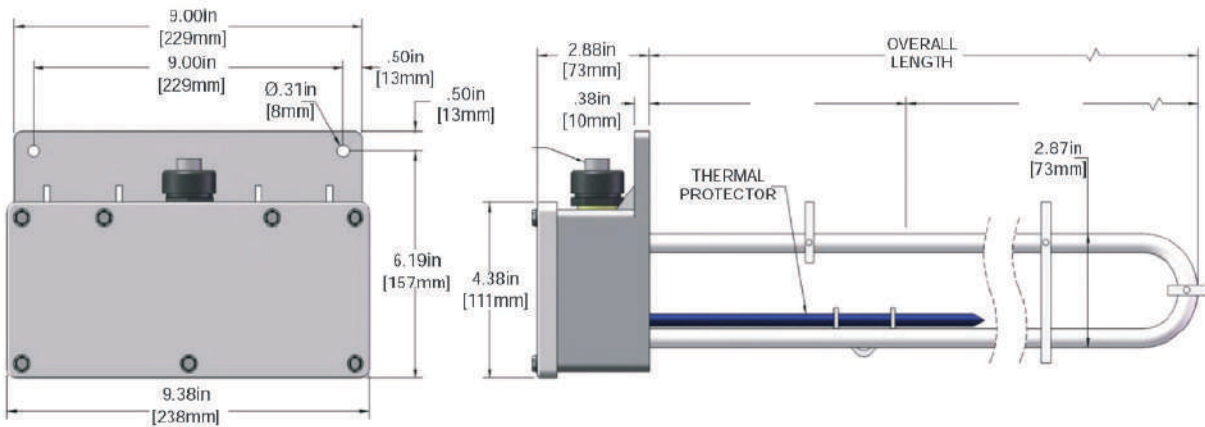
 Temperature: Up to 100°C	 120 to 600 volts, 600V on 4,500W or lower only
 Watts: 3000 to 18,000	 cLLus (except 600 volts)

9HX Metal Heater

SPECIFICATIONS

Wattages	3000 Watts to 18,000 Watts
Voltages	120 volts to 600 volts
Temperature Range	Up to 100°C (212° F)
Safety Features	<p>Grounded internal metal element.</p> <p>Thermal protector built in. Replaceable PI protector standard for solutions up to 180°C (82°F).</p> <p>Non-floating construction.</p> <p>Other options available.</p>

DIMENSIONS



MODEL NUMBER BREAKDOWN

9HX	3	1	17	-	P1	-
Series	Wattage	Voltage	Overall Length	Phase	Type of Protector	Wire & Conduit Length
9HX = PTFE	3 = 3000	1 = 120	17 = 3kW	No Designator = 3-phase (std.) 1 = Single phase	Replaceable Fuse P1 (std) = solutions up to 190°F Resettable Fuse P2 = solutions up to 190°F P8 = solutions up to 210°F P3 = solutions up to 250°F	36" length standard (no designator) Specify variations from standard Ex: -X84 = 84"
	4.5 = 4500	2 = 240	23 = 4.5kW			
	6 = 6000	3 = 380	29 = 6kW			
	9 = 9000	4 = 480	35 = 9kW			
	12 = 12000	5 = 415	47 = 12kW			
	15 = 15000	6 = 600	59 = 15kW			
	18 = 18000	7 = 400	68 = 18kW			
		8 = 208				
		9 = 220				
		0 = 200				