

HX09 SERIES

Detect Belt Loss, Coupling Shear, and Mechanical Failure



Hawkeye x09 Series are high performance current switches, ideal for line voltage loads. The devices are powered by the current being monitored. They are ideal for monitoring performance on unit vents, exhaust fans, recirculation pumps, and other fixed loads.

SPECIFICATIONS

Sensor Power	Induced from monitored conductor
Insulation Class	600 Vac RMS (UL), 300 Vac RMS (CE ¹)
Frequency Range	50/60 Hz
Temperature Range	-15 to 60 °C (5 to 140 °F)
Humidity Range	10 to 90% RH non-condensing
Hysteresis	10% (typical)
Terminal Block Wire Size	24 to 14 AWG (0.2 to 2.1 mm ²)
Terminal Block Torque	3.5 to 4.4 in-lbs (0.4 to 0.5 N-m)

WARRANTY

Limited Warranty	5 years
------------------	---------

AGENCY APPROVALS

Agency Approvals	UL 508 open device listing; CE: EN61010-1, CAT III, Pollution Degree 2, basic insulation
------------------	--



Note: Do not use the LED status indicators as evidence of applied voltage.
If using this switch in an application that includes an electronically commutated motor (ECM), see Veris Application Note VN61, at veris.com.

Low setpoint

The H809 has a low (0.75 A) minimum setpoint...no need for multiple wraps of the conductor through the sensor, even on loads as small as 1/5 HP

Small in size

H609 and H809 are small in size to fit easily inside small starter enclosures

Versatility

Removable mounting bracket optimizes field versatility

APPLICATIONS

- Detecting belt loss, coupling shear, mechanical failure, and interlocking loads
- Verifying lighting circuit and other electrical service run times
- Monitoring status of industrial process equipment
- Monitoring status of critical motors (compressor, fuel, etc.)
- VFD output On/Off status
- Fan/pump status monitoring

Adjustable trip point

Precise current trip point setting

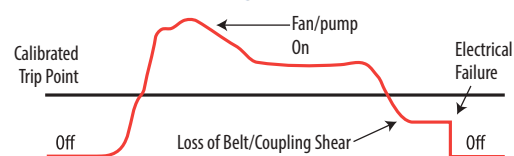
Status LEDs

For easy setup and local indication

Flexibility

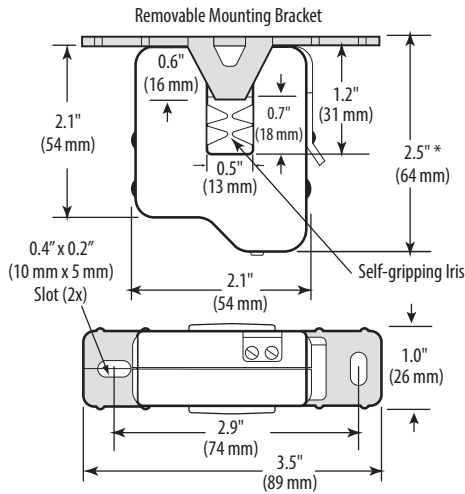
Bracket on H909 can be installed in three different configurations

DETECTS BELT LOSS/COUPLING SHEAR!

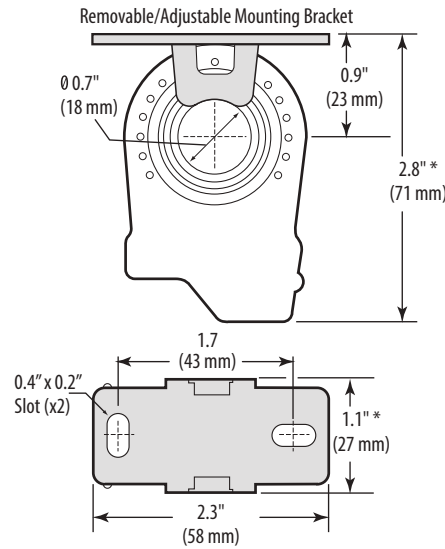


Now you can easily detect when drive belts slip, break, or pump couplings shear. In fact, a typical HVAC motor that loses its load has a reduction of current draw of up to 50%. That's why our sensors are the industry standard for status.

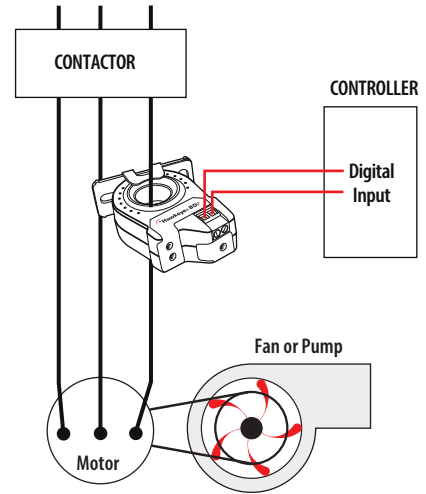
H609
Dimensional Drawing



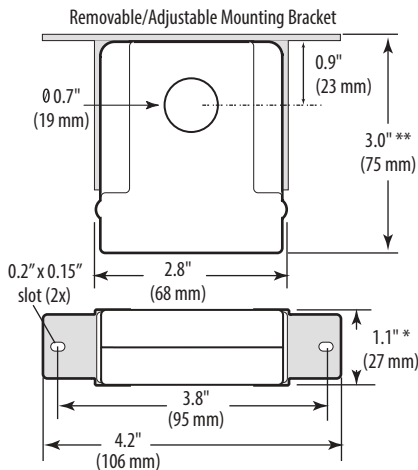
H809
Dimensional Drawing



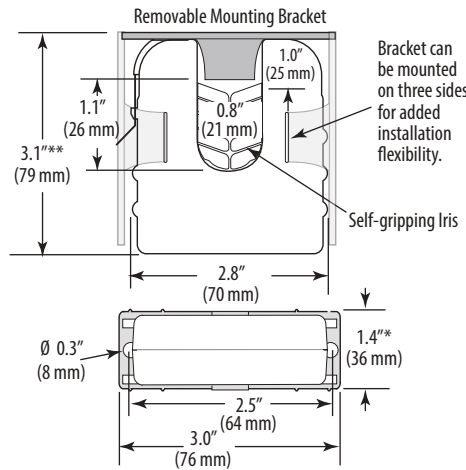
MONITORING FAN /PUMP MOTORS FOR POSITIVE PROOF OF FLOW
Wiring Diagram



H709/H709HV
Dimensional Drawing



H909/H909HV
Dimensional Drawing



* Terminal block may extend up to 1/8" over the height dimensions shown.
** Slide switch may extend up to 1/4" over the height dimensions shown.

ORDERING INFORMATION

MODEL	AMPERAGE RANGE @ 50/60 HZ ONLY	STATUS OUTPUT (MAX.)	MIN. TRIP POINT	STATUS LED	HOUSING	UL	CE	LEAD FREE
H609	1.25 to 50 A	N.O. 0.2 A @ 120 Vac/dc	1.25 A or less	•	Split-core	• ¹		•
H709	1 to 135 A	N.O. 0.2 A @ 120 Vac/dc	1.0 A or less	•	Solid-core	•		
H709HV	1 to 135 A	N.O. 1.0 A @ 250 Vac	1.0 A or less		Solid-core		•	
H809	0.75 to 50 A	N.O. 0.2 A @ 120 Vac/dc	0.75 A or less	•	Solid-core	• ¹		•
H909	2.5 to 135 A	N.O. 0.2 A @ 120 Vac/dc	2.5 A or less	•	Split-core	•		
H909HV	2.5 to 135 A	N.O. 1.0A @ 250 Vac	2.5 A or less		Split-core		•	

1. Listed for use on 75°C insulated conductors.