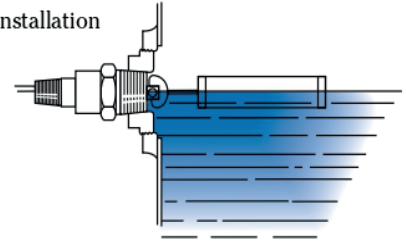


# Large Size – Alloys

## Side Mounting Switches Solve the Problem of Inaccessible Tank Tops & Bottoms

These units solve the problem of point level sensing in tanks with inaccessible tops or bottoms, or at intermediate locations in larger tanks. Operation is positive and dependable. The float pivots with changing liquid level, displacing a shuttle which magnetically actuates a hermetically sealed switch within the unit. Installation is through the tank side at the detection point.

Typical Installation




LS-2050 Series – Brass and Buna N




General purpose materials designed to provide reliable service in oils and water.

LS-2050 Series – All-Stainless Steel



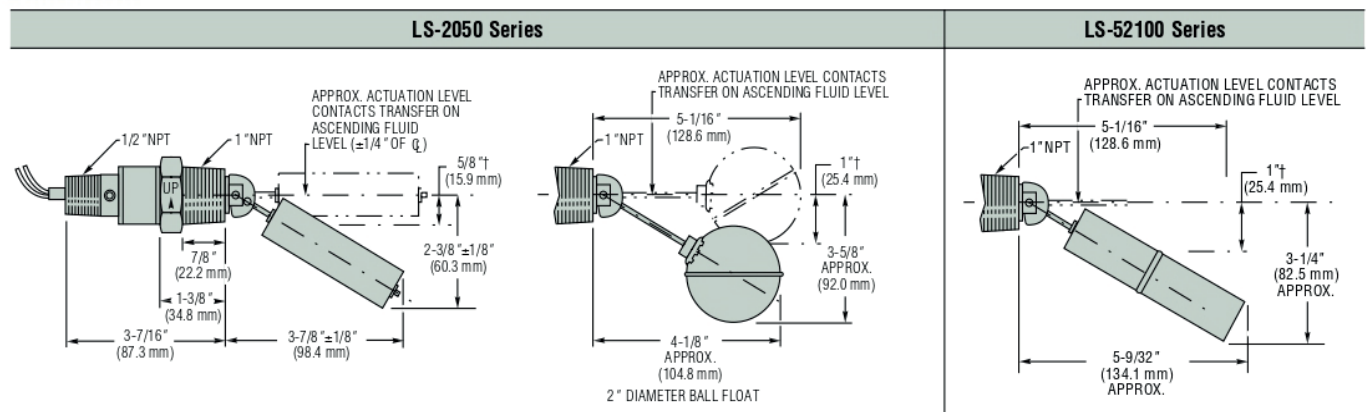
Ultimate strength: for pressures to 900 PSIG and temperatures to 300°F (148.9°C).

LS-52100 Series – All Stainless Steel



Rugged, all-stainless steel unit offers broad chemical compatibility at temperatures to 300°F (148.9°C).

### Dimensions



†Approximate de-actuation level, nominal (based on a liquid specific gravity of 1.0).

\* Switch Mounting dimensions are the same as shown on the LS-2050 Series drawing (far left).

### For Remote Alarms – See Page E-27

- Adjustable Volume
- Indoor Outdoor
- Solid-State



LEVEL SWITCHES – SINGLE POINT

## Common Specifications

**Electrical Termination:** No.18 AWG, 24" L., Polymeric Lead Wires.

**Approvals:** LS-2050 Series Switches are U.L. Recognized – File No. E45168 and are CSA Listed.  
RoHS – In compliance with EU-directive 2011/65/EC requirements for chemicals and substances.

**Mounting Attitude:** Horizontal,  $\pm 15^\circ$ .

## Performance

	LS-2050 Series		LS-52100 Series	
	Brass Mounting/Buna-N Float	All-Stainless Steel		
Operating Temperature	Water: to +180°F (82.2°C) Oil: -40°F to +250°F (-40°C to +121°C)		-40°F to +300°F (-40°C to +148.9°C)	
Pressure, PSIG Max. @ 70°F	150	900	500	
Min. Liquid Sp. Gr.	.8	.9	.85	
Switch Differential in Liquid	1/2" Minimum		Approximately 3/4"	

## How To Order – Select Part Number based on specifications required.

Series Number	Materials			Switch <sup>1</sup>	Part Numbers	
	Stem and Mounting	Float	Other Wetted		Standard Versions	With Bellows (Details Below)
LS-2050	Brass	Buna N	316 Stainless Steel, Beryllium Copper, Teflon®, Ceramic	SPDT, 20 VA	<b>30288</b> ⚡	—
	316 Stainless Steel	316 Stainless Steel	Stainless Steel, Teflon®, Ceramic	SPDT, 20 VA	<b>30290</b> ⚡	<b>175650</b>
				SPST, 100 VA, N.O. <sup>2,4</sup>	<b>48068</b>	—
				SPST, 100 VA, N.C. <sup>2,4</sup>	<b>48069</b>	—
LS-52100	316 Stainless Steel	304 Stainless Steel	430 Stainless Steel, Teflon®, Ceramic	SPDT, 20 VA	<b>52100</b> ⚡	—
				SPST, 100 VA, N.O. <sup>3</sup>	<b>116971</b>	—
				SPST, 100 VA, N.C. <sup>3</sup>	<b>116972</b>	—

**Notes**

- See "Electrical Data" on Page X-5 for more information.
- Not CSA Approved.
- Not U.L. Recognized or CSA Approved.
- UL Resistive Rated

⚡ – Stock Items.