

Alloy Versions—Miniature Size

- ▶ Lengths to over 20 feet (6.1 meters)
- ▶ 316 Stainless Steel construction
- ▶ Pressures to 400 psi (27 bar) – Temperature to 400°F (204°C)

Use these Mini SureSite Indicators where space is tight—they feature a diameter of only 1-1/4"! They can replace existing, antiquated sightglasses for excellent external, visual liquid level indication. Mini SureSite Indicators are ideal for use with clean, low viscosity liquids.

Typical Applications

- Pharmaceuticals • Medical Equipment • Food and Beverages
- Semiconductor Manufacturing • Boilers

1. Mounting Configuration Types

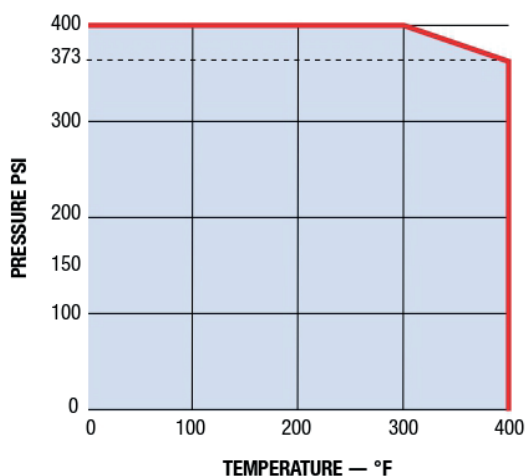
	Type AM	Type BM	Type CM	Type DM
	Top and Bottom Process Connections	Side and Side Process Connections	Top and Side Process Connections	Side and Bottom Process Connections
Typical Lengths*	C to C = L + 7.72" (196 mm)	C to C = L	C to C = L + 3" (76 mm)	C to C = L + 5" (127 mm)
Flag Material	Plastic (300°F / 148.9°C) or Aluminum (400°F / 204°C)			
Length of Indication (Uninterrupted)	240" (610 cm)			

* Dimensions vary due to connections, material and specific gravity.

Note: Additional materials, floats, connections and manufacturing techniques are available to extend lengths and operational capabilities. Please contact Gems if the parameters above do not meet your requirements.

Miniature SureSite Performance

Gems configures Miniature SureSite Indicators, using various materials and fittings, to perform within the Pressure/Temperature parameters specified in the chart at right. Consult the factory with pressure/temperature requirements that fall outside the parameters shown here.



Note: SureSite Indicators are available for temperatures as low as -200°F (-129°C)







ORDER IT!

Ordering is Easy! See Page D-6.
Easy online ordering too!

2. Connection Codes

(See complete descriptions below)

		Blind		NPT				Flange		Weld	
				Fixed		Removable					
		Fixed	Removable	Female	Male	Female	Male	Fixed	Removable	Socket Butt	Removable Butt
TOP 	Standard Connections	T1	T10	T2	T3	T11	T12	T19	T20	T18	T13
	Sanitary Connections							T7	T8		
SIDE 	Standard Connections										
	Sanitary Connections										
SIDE 	Standard Connections										
	Sanitary Connections										
BOTTOM 	Standard Connections	B1	B10	B2	B3	B11	B12	B19	B20	B18	B13
	Sanitary Connections							B7	B8		

— Connection Codes and Materials background-shaded in this color are stocked by Gems. Select these connections where possible to obtain the most economical SureSite Indicators with a prompt 3-day delivery.

Note: Gems recommends a removable top and/or bottom connection for float access.

Connection Code Descriptions

Please provide all connections when completing the Order! Product Check List (located on the following page).

Note: Before selecting your connections, consider incorporating your vent and drain requirements.

T & B (Top and Bottom)

- T/B 1. Welded cap
- T/B 2. Welded cap with FNPT
- T/B 3. Welded cap with MNPT
- T/B 7. Sanitary flange
- T/B 8. Sanitary flange with mating blind flange
- T/B 10. Standard fixed flange/mating blind flange
- T/B 11. Standard fixed flange/mating FNPT reducing flange
- T/B 12. Standard fixed flange/mating flange with MNPT nipple
- T/B 13. Standard fixed flange/mating flange with butt weld nipple
- T/B 18. Welded cap with butt weld nipple
- T/B 19. Welded cap with ANSI flange
- T/B 20. Standard fixed flange/mating reducing flange spool with ANSI flange

Sa & Sb (Sides)

- S1. No connection
- S2. MNPT nipple
- S3. FNPT coupling
- S4. ANSI flange
- S5. Sanitary flange
- S6. Butt weld nipple



Need it quick? Choose materials and components with the color shading for 3-Day manufacturing and shipping. See the Product Configurator section at www.gemssensors.com for further details.

Accessories – Pages D-13 to D-15

Make more of your SureSite® Indicator with the productivity-enhancing accessories found at the end of this section.

- **Indicating Scales**
Add graduations to your flag indication.
- **Switch Modules**
Control pumps, valves, alarms, etc. Mount externally on housing for infinite positioning.
- **Continuous Output Transmitters**
Signal conditioned for compatibility with most electronic instruments to 300°F (149°C).

Performance Notes:

1. As an option **either** the Switch Modules or Transmitter can be used on a Miniature SureSite Indicator - **Not Both**.
2. Minimum specific gravity is 0.7.
3. Standard O-ring seal material is Viton®. Others available upon request.
4. Electropolished Outer Diameter (OD) and/or Inner Diameter (ID) housings available upon request.